

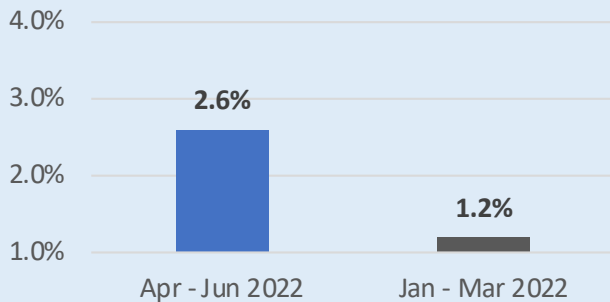


# CEO Movement Index – July 2022

Launch Edition

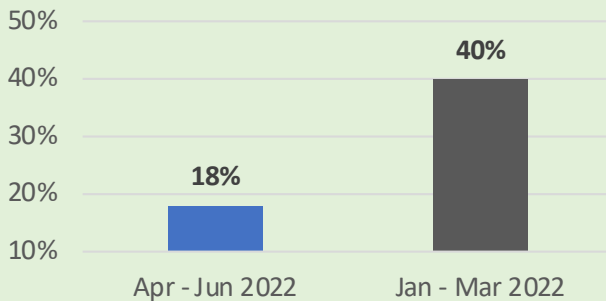
This launch edition of CEO Movement Index captures the CEO movement data among the ET500 companies (listed, large companies) in the April - June 2022 quarter

## CEO Movement Rate



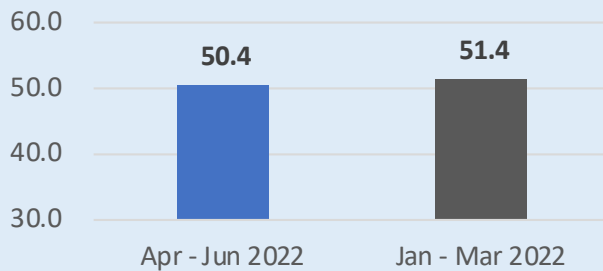
- There was a CEO change in 2.6% of the 418 private companies in ET500.
- This rate was a slight bump up from the previous quarter (1.2%)
- CEOs tend to move far less than CFOs – CEOs moved at 2.6% while CFOs moved at 4.7% in the same period

## External Hiring Rate



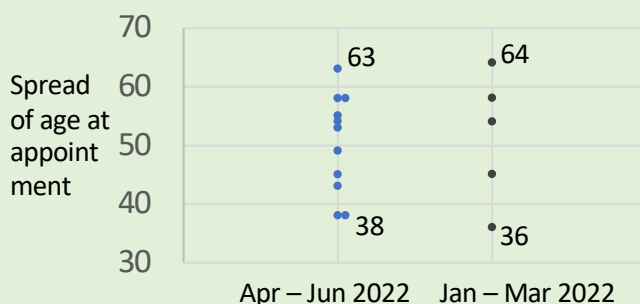
- CEOs tend to come more from internal promotions. Of the CEOs appointed in Apr - Jun 2022, only 18% were hired from the market, with the rest (82%) promoted internally. In comparison, at least 40% of CFOs are typically hired from the market

## Avg age at appointment



- CEOs are hired in the ~50y range while CFOs are hired in the ~47y range

## Age spread of the CEOs who were appointed



- Graph on the left is a scatter plot of the ages at appointment – in the Apr – Jun 2022 quarter, CEOs who were appointed in the quarter, ranged from 38y to 63y.
- Younger appointees were typically from promoter families as the youngest professional CEO appointed in the Apr – Jun quarter is 45y old

Questions on above or need help in hiring a CEO? Please reach out to [ramk@resource-bridge.com](mailto:ramk@resource-bridge.com). For insights on setting search parameters for CEO hiring, read our earlier article “CEO Landscape - May 2022 Edition” at <https://resource-bridge.com/ceo-landscape-may-2022/>

Resource Bridge is a specialized retained executive search firm, with focus on 2 roles only – CEO and CFO. For more information, please visit our website at [www.resource-bridge.com/practices/](http://www.resource-bridge.com/practices/) or mail us at [enquiry@resource-bridge.com](mailto:enquiry@resource-bridge.com).